

Do you like to decorate for Christmas?

That's great! Let's see how creative and quick you are! Here's a little fun activity you can do

- in class with your classmates.
- at home with your brothers and sisters, or with your friends.

It's very easy! First of all, you need a copy of this worksheet. Then decide what you would like to decorate: a **Christmas tree** ([Link](#)), or a **gingerbread boy or girl** ([Link](#)). Make sure you have the following ready:

- coloured pencils, or
- crayons, or
- felt tip pens, and
- glitter gel pens


You also need a mobile phone or computer to play the soundtrack of "Jingle Bells": https://www.youtube.com/watch?v=8ahD-2LK_Zw




- 1) Are you ready? Start the recording and while it's playing, colour in and decorate your colouring picture. Be quick (you have exactly 1:42 minutes!) because as soon as the song is over, you'll have to stop colouring.
- 2) **You choose** After finishing, ...
 - present your picture to the group. Describe it in detail and say why you made it this way. Finally vote for the nicest/funniest, etc. drawing.

OR


- make sure the others cannot see your coloured-in picture. Find a partner who has not chosen the same picture as you. Ask your partner to turn round (so he/she cannot see you) and describe your picture, e.g. "There is a golden angel on top of the tree ...", etc. Your partner has to draw whatever you tell him/her. When you are finished, compare your pictures. Same or different? (Your partner's picture does not look like yours? Perhaps your descriptions were not clear or exact enough? Don't worry – it's a **fun activity!**)



Have a
very
merry
Christmas!



<https://www.easy-hat-methode.at/wp-content/uploads/2022/12/noun-gingerbread-umriss.png>



https://www.easy-hat-methode.at/wp-content/uploads/2022/12/noun-tree-5353393_umriss.png

